

Spotter Sheet

Welcome to Great Linford Manor Park! Now a public park, it was once the garden of the manor, designed in the 18th century as an English Landscape garden. Some interesting features of the garden still remain like the Doric Seat, water garden and the Haha ditch.



As you enjoy the park today, can you spot...



People playing sport?



A canal boat?



Someone walking a dog?



Someone cycling?



Ducks in the ponds?




The manor house?



Can you hear...



Birds chirping?



Trees rustling?



Dogs barking?




Children playing?



Can you smell...



Grass?




Flowers?



Can you feel...




The wind on your
skin?



The sun on your face?



A cold stone wall?



Soft grass?

What did you enjoy about your visit to the park today? Write a few words in the box below or draw a picture.